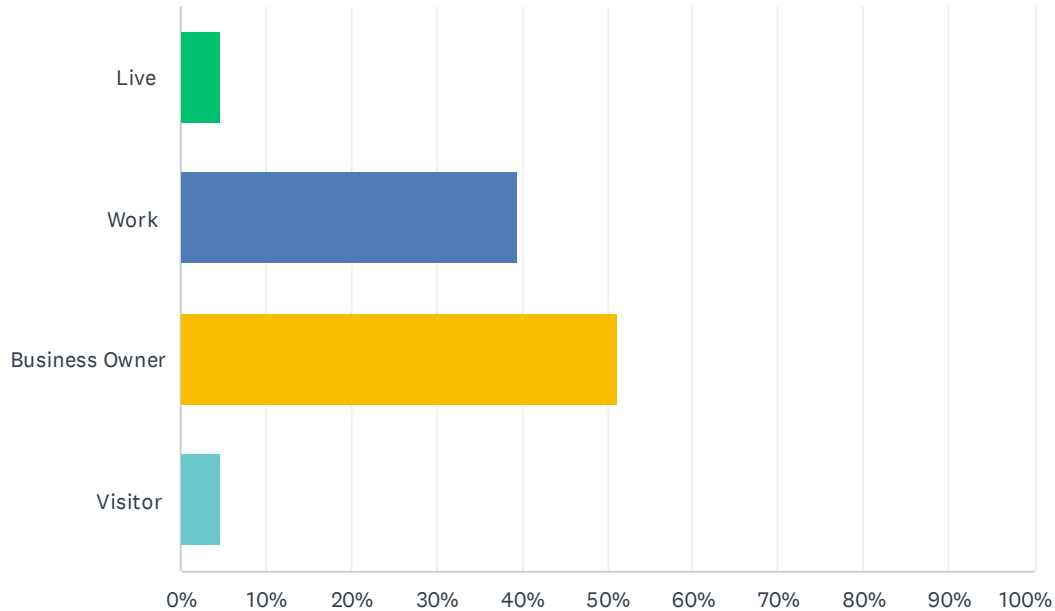


## Q1 What best describes your relationship to the downtown and waterfront areas of North Bay?

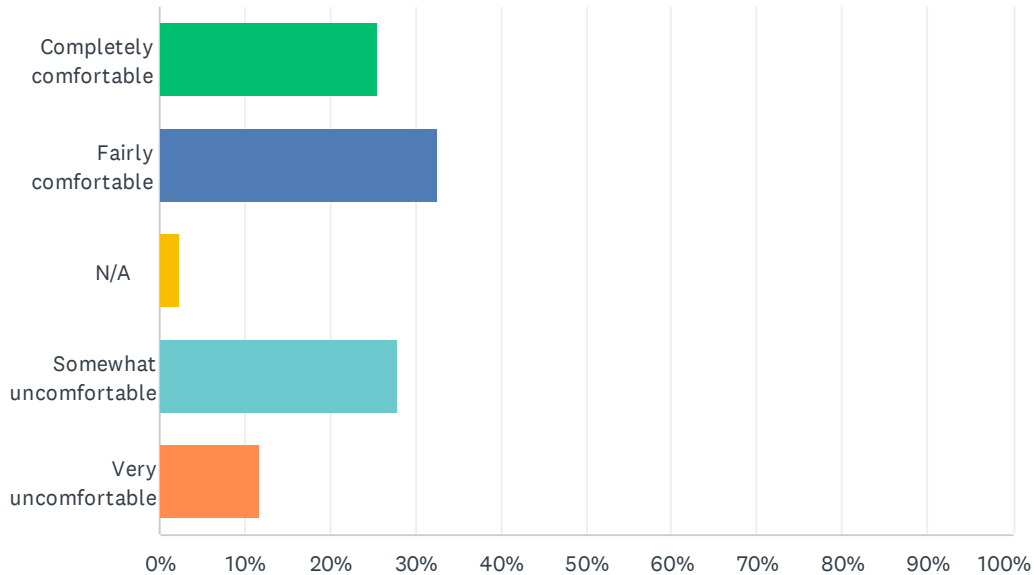
Answered: 43 Skipped: 0



ANSWER CHOICES	RESPONSES	
Live	4.65%	2
Work	39.53%	17
Business Owner	51.16%	22
Visitor	4.65%	2
TOTAL		43

## Q2 What is your level of comfort in the Downtown and waterfront 7am-2pm?

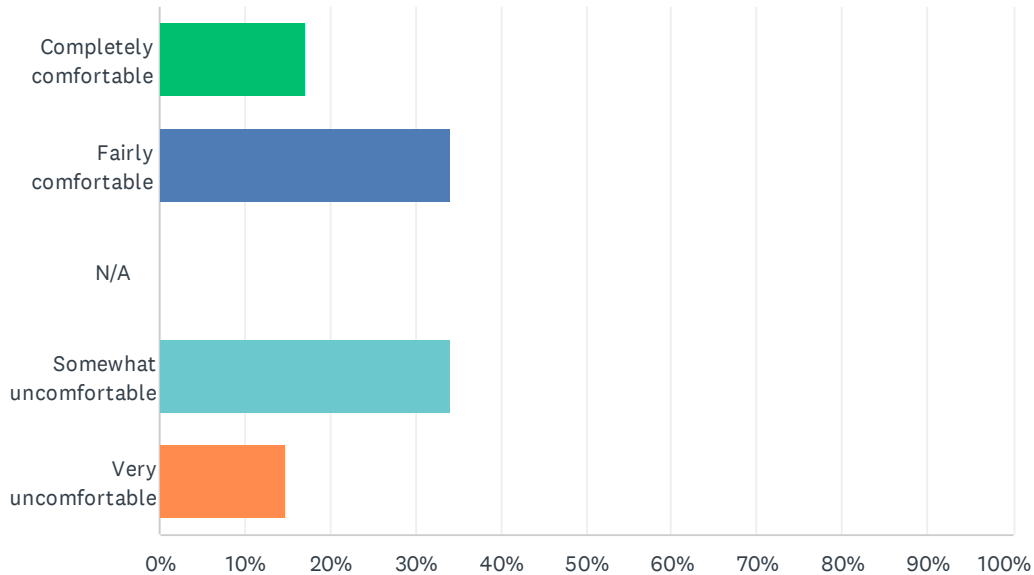
Answered: 43 Skipped: 0



ANSWER CHOICES	RESPONSES	
Completely comfortable	25.58%	11
Fairly comfortable	32.56%	14
N/A	2.33%	1
Somewhat uncomfortable	27.91%	12
Very uncomfortable	11.63%	5
TOTAL		43

### Q3 What is your level of comfort in the Downtown and waterfront 2pm-9pm?

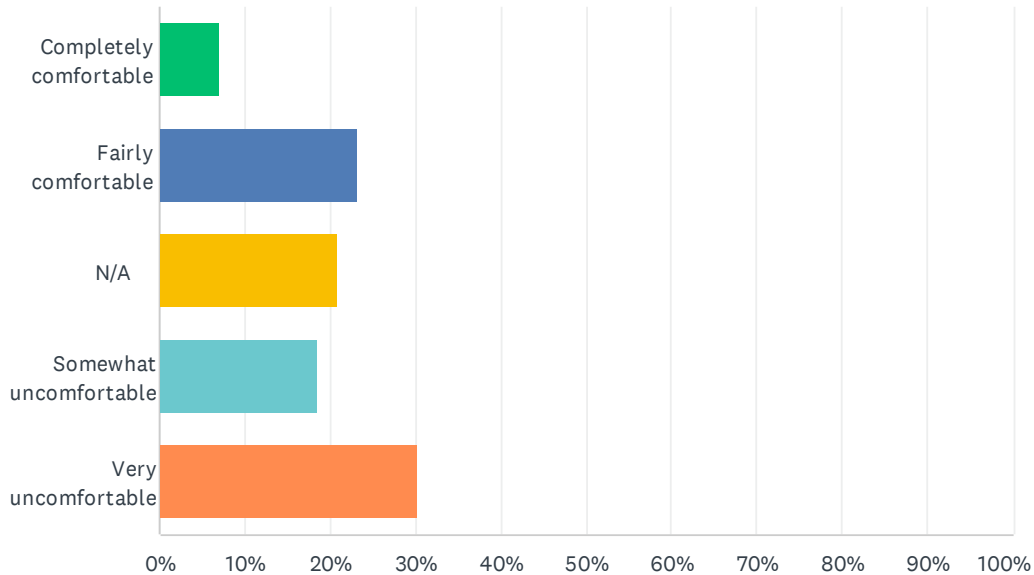
Answered: 41   Skipped: 2



ANSWER CHOICES	RESPONSES	
Completely comfortable	17.07%	7
Fairly comfortable	34.15%	14
N/A	0.00%	0
Somewhat uncomfortable	34.15%	14
Very uncomfortable	14.63%	6
TOTAL		41

## Q4 What is your level of comfort in the Downtown and waterfront 9pm-12am?

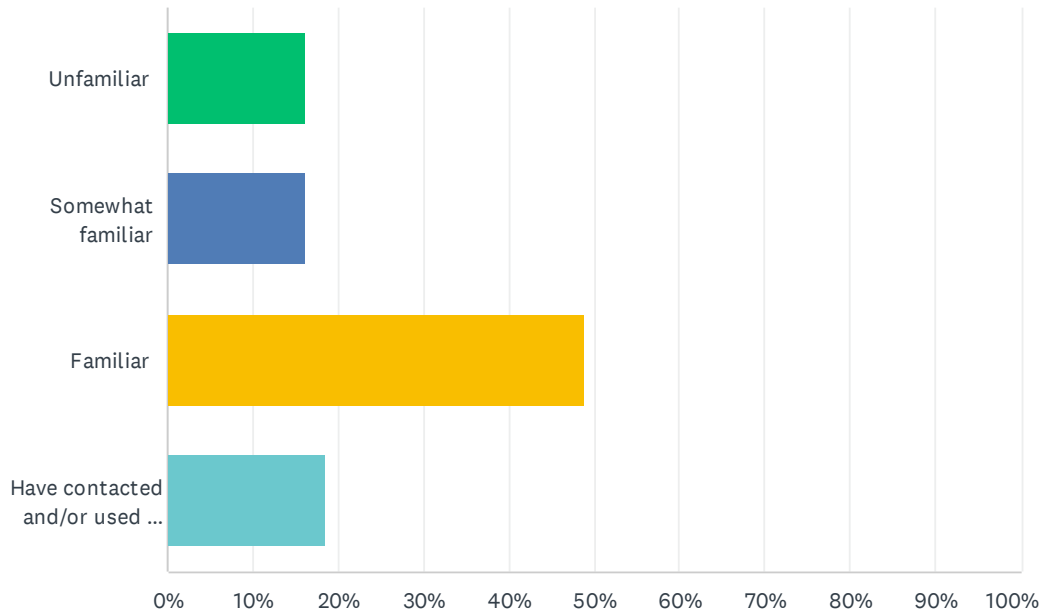
Answered: 43 Skipped: 0



ANSWER CHOICES	RESPONSES	
Completely comfortable	6.98%	3
Fairly comfortable	23.26%	10
N/A	20.93%	9
Somewhat uncomfortable	18.60%	8
Very uncomfortable	30.23%	13
TOTAL		43

**Q5 What is your familiarity with the Peer Outreach and Security Team (POST) that was launched as a pilot in July 2023 in the downtown and waterfront, that partnered an outreach worker and security guard after hours and on weekends?**

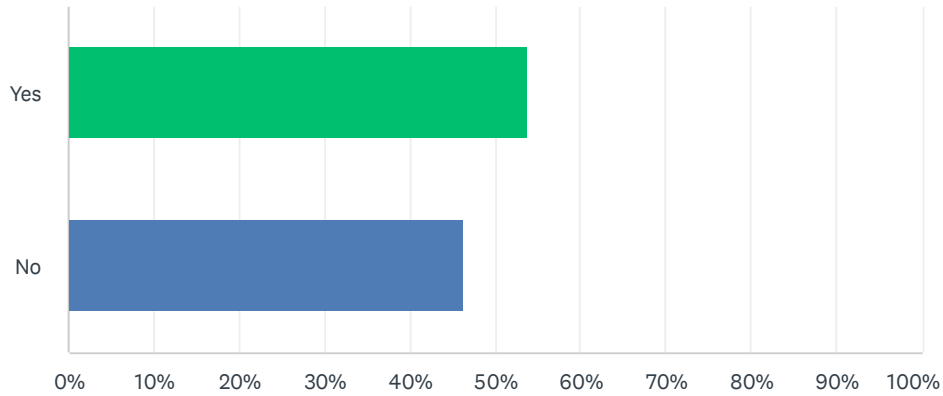
Answered: 43 Skipped: 0



ANSWER CHOICES	RESPONSES	
Unfamiliar	16.28%	7
Somewhat familiar	16.28%	7
Familiar	48.84%	21
Have contacted and/or used the services of POST (if selected, please provide comment)	18.60%	8
TOTAL		43

## Q6 Has the POST Pilot launched in July changed your level of comfort in the downtown and waterfront?

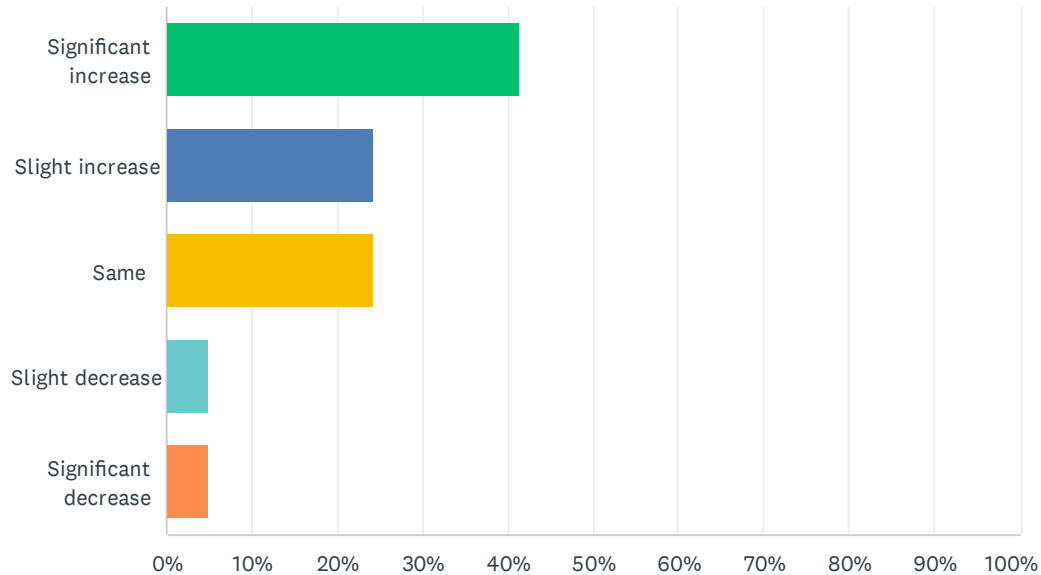
Answered: 41 Skipped: 2



ANSWER CHOICES	RESPONSES	
Yes	53.66%	22
No	46.34%	19
TOTAL		41

## Q7 How would you describe Security/Outreach presence/visibility in the downtown in the last 2 years?

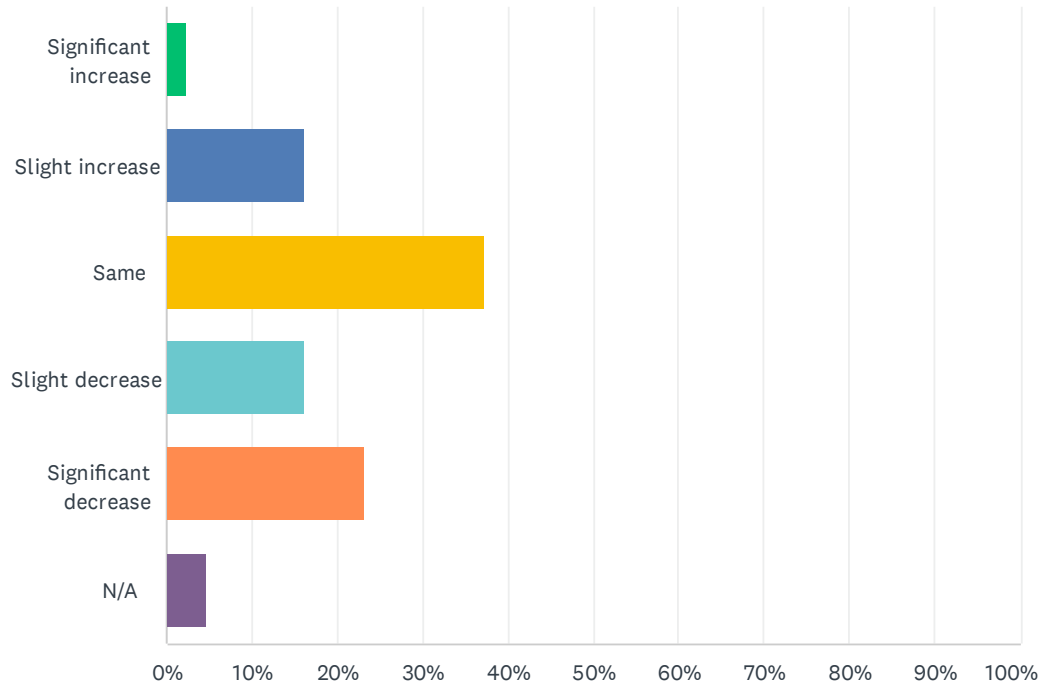
Answered: 41   Skipped: 2



ANSWER CHOICES	RESPONSES	
Significant increase	41.46%	17
Slight increase	24.39%	10
Same	24.39%	10
Slight decrease	4.88%	2
Significant decrease	4.88%	2
TOTAL		41

## Q8 How would you best describe Police presence/visibility in the downtown over the last 2 years?

Answered: 43 Skipped: 0

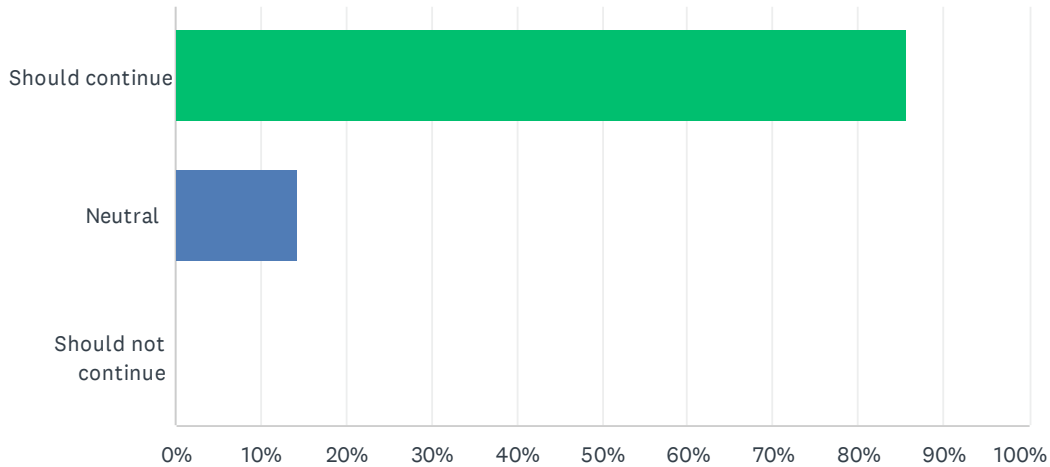


ANSWER CHOICES	RESPONSES	
Significant increase	2.33%	1
Slight increase	16.28%	7
Same	37.21%	16
Slight decrease	16.28%	7
Significant decrease	23.26%	10
N/A	4.65%	2
TOTAL		43



## Q9 Thoughts on continuing the Outreach and Security services in the downtown and waterfront areas into 2024?

Answered: 42 Skipped: 1



ANSWER CHOICES	RESPONSES	
Should continue	85.71%	36
Neutral	14.29%	6
Should not continue	0.00%	0
TOTAL		42